

WOL 3D INDIA PRIVATE LIMITED**CIN : U74110MH1988PTC049454****(FORMERLY KNOWN AS PAREKH POLYSTER PRIVATE LIMITED)****I. Accounting Policies:****Background Information :**

WOL3D INDIA PRIVATE LIMITED., a company incorporated under the Companies Act,1956. vide Registration No. U74110MH1988PTC049454 dated 20/06/2018. The Company was formerly known as PAREKH POLYSTER PRIVATE LIMITED vide Registration No. CIN : U74110MH1988PTC049454.

1 Basis of Accounting:

- 1.1** The accounts have been prepared based on historical cost and on the basis of a going concern with revenues considered and expenses accounted wherever possible on their accrual including provisions / adjustments.
- 1.2** The preparation of financial statements in conformity with generally accepted accounting principles requires estimates and assumptions to be made that affect the reported amounts of assets and liabilities on the date of the financial statements and the reported amounts of revenues and expenses during the reported period. Differences between actual results and estimates are recognized in the period in which the results are known/materialized.

2 Fixed Assets And Depreciation:

- 2.1** Fixed Assets are recorded at historical cost inclusive of Pre-Operative expenses incurred during construction period less depreciation and tax credit.
- 2.2** Depreciation on Fixed Assets is provided on the straight line method based on useful life of assets as specified in Part "C" of Schedule II of the Companies Act 2013.

3 Inventory Valuation:

Raw material, Stores & Spares, Finished Goods and Semi Finished Goods are valued at lower of cost and net realizable value. Scrap is valued at realisable value.

4 Revenue Recognition:

Sales are exclusive of sales tax and excise duty. Export Incentive are accounted on accrual basis

5 Employee Benefits**5.1 Provident Fund**

The Company Contributes to a recognized provident fund which is a defined contribution scheme. The contribution are accounted for on an accrual basis and recognized in the profit and loss account.

5.2 Gratuity:

Short term employee benefits are recognized as an expense at the undiscounted amount in the P & L Account of the year in which the related service is rendered.
Post employment and other long term benefits are recognized as an expense in the P & L Account for the year in which the employee has rendered services.

6 Investments:

Investments are valued at Cost. Non-Trade (Long Term) Investments are stated at cost. Provision for diminution in the value of long-term investments is made only if such decline is other than temporary.

7 Foreign Currency Transactions:

Foreign currency transactions are accounted at the rate prevailing on the day of transaction and the difference if any on realisation are recognized in Profit & Loss Account.

8 Materials Consumption:

Material purchase is net of tax credit availed and excise duty.





9	Taxes on Income:
	Current tax is the amount of tax payable on the taxable income for the year as determined in accordance with the provisions of the Income Tax Act, 1961.
10	Borrowing Cost:
	Borrowing costs that are attributable to the acquisition, construction or production of a qualifying asset are capitalised as part of cost of such asset till such time as the asset is ready for its intended use or sale. A qualifying asset is an asset that necessarily requires a substantial period of time to get ready for its intended use or sale. All other borrowing costs are recognised as an expense in the period in which they are incurred.
11	Provision, Contingent Liabilities & Contingent Assets:
	Provision involving substantial degree of estimation in measurement is recognized when there is a present obligation as a result of past events and it is probable that there will be an outflow of resources. Contingent liabilities are not recognized but are disclosed in the notes. Contingent assets are neither recognized nor disclosed in the financial statements.

As per our Report of even date
Hemadri Hareshkumar Pandya
Chartered Accountant

CA Hemadri Hareshkumar Pandya
Proprietor
Membership No. : 132420
Date : 25/06/2019
Place : Mumbai



For WOL3D INDIA PRIVATE LIMITED
RAHUL CHANDALIA
For WOL 3D INDIA PVT. LTD

DIRECTOR
Director
Din No. : 08384580

For WOL3D INDIA PRIVATE LIMITED
PRADEEP JAIN
For WOL 3D INDIA PVT. LTD

DIRECTOR
Director
Din No. : 08384613

WOL 3D INDIA PRIVATE LIMITED

CIN : U74110MH1988PTC049454

(FORMERLY KNOWN AS PAREKH POLYSTER PRIVATE LIMITED)

19/B (1), Floor-2, Hakabo Compound, Bombay, Cotton Mill, Dattaram Lad Marg, Kalachowdy, Mumbai-400033


BALANCE SHEET AS AT 31st MARCH, 2019

(Amount in Rupees)

Particulars	Note No	31/03/2019	31/03/2018
I. EQUITY AND LIABILITIES			
(1) Shareholder's Funds			
(a) Share Capital	1	10,000,000	10,000,000
(b) Reserves and Surplus	2	1,089,361	1,233,047
(2) Share Application money pending allotment			
(3) Non-Current Liabilities			
(a) Long-Term Borrowings			
(b) Deferred Tax Liabilities (Net)			-
(c) Other Long Term Liabilities			
(d) Long Term Provisions			
(4) Current Liabilities			
(a) Short-Term Borrowings			
(b) Trade Payables	3	1,082,000	-
(c) Other Current Liabilities	4	109,800	41,696
(d) Short-Term Provisions			
Total Equity & Liabilities		12,281,161	11,274,743
II. ASSETS			
(1) Non-Current Assets			
(a) Fixed Assets	5		
(i) Tangible Assets			
(ii) Intangible Assets			
(iii) Capital Work-in-Progress			
Plant & Machinery			
Furniture & Assets			
plant & machinery			
Software		54000	
(b) Non-current investments			
(c) Deferred tax assets (net)			
(d) Short term loans and advances			11,240,000
(e) Other non-current assets			
(2) Current Assets			
(a) Current investments			
(b) Inventories	6	9,737,415	
(c) Trade receivables	7		
(d) Cash and cash equivalents	8	53,558	13,642
(e) Short-term loans and advances	9	600,000	
(f) Other current assets	10	1,836,188	21,101
Total Assets		12,281,161	11,274,743
Significant Accounting Policies			
Notes To Accounts	1 to 24		

As per our Report of even date

Hemadri Hareshkumar Pandya
Chartered Accountants



CA Hemadri Pandya
Proprietor

Membership No. : 132420

Date : 25/06/2019

Place : Mumbai

For WOL3D INDIA PRIVATE LIMITED

For WOL 3D INDIA PVT. LTD
RAHUL CHANDALIA

Director
Din No. : 08384580

For WOL 3D INDIA PVT. LTD
PRADEEP JAIN

Director
Din No. : 08384613

WOL 3D INDIA PRIVATE LIMITED

CIN : U74110MH1988PTC049454

(FORMERLY KNOWN AS PAREKH POLYSTER PRIVATE LIMITED)

19/B (1), Floor-2, Hakabo Compound, Bombay, Cotton Mill, Dattaram Lad Marg, Kalachowdy, Mumbai-400033

PROFIT AND LOSS STATEMENT FOR THE YEAR ENDING ON 31.03.2019 (Amount in Rs)

Particulars	Note No.	2018-19	2017-18
Income:			
Revenue from operations	11	15,922	-
Other Income	12	349,521	675,180
Total Revenue		365,443	675,180
Expenses:			
Purchased		9,737,415.00	-
Changes in inventories of finished goods, work-in-progress and Stock-in-Trade	13	(9,737,415)	-
Employee Benefit Expense		-	-
Financial Costs	14	359	1,043
Depreciation and Amortization Expense		-	-
Other Expenses	15	508,771	286,779
Total Expenses		509,130	287,822
Profit before exceptional and extraordinary items and tax		(143,687)	387,358
Exceptional Items			
Profit before extraordinary items and tax			
Extraordinary Items			
Profit before tax		(143,687)	387,358
Tax expense:			
(1) Current tax			52,710
Less: MAT credit			
(2) Earlier Years Tax			
Net Tax Expense			
(3) Deferred tax			52,710
Profit for the period		(143,687)	334,648
Earning per equity share:			
(1) Basic		(0.14)	0.33
(2) Diluted			-
Significant Accounting Policies			
Notes To Accounts	1 to 24		

As per our Report of even date
Hemadri Hareshkumar Pandya
Chartered Accountants



CA Hemadri Hareshkumar Pandya
Proprietor

Membership No. : 132420

Date : 25/06/2019

Place : Mumbai

For WOL3D INDIA PRIVATE LIMITED

RAHUL CHANDALIA

PRADEEP JAIN

For WOL 3D INDIA PVT. LTD or WOL 3D INDIA PVT. LTD

Director **DIRECTOR**

Din No. : 08384580

Director

Din No. : 08384613

WOL 3D INDIA PRIVATE LIMITED
CIN : U74110MH1988PTC049454

(FORMERLY KNOWN AS PAREKH POLYSTER PRIVATE LIMITED)

Notes Forming Integral Part of the Balance Sheet as at 31st March, 2019 **Amount (Rs.)**

1 : Share Capital	2018-19	2017-18
Authorised Capital 10,00,000 Equity Shares of Rs.10 /- each	10,000,000	10,000,000
Issued, Subscribed & Paid up Capital 10,00,000 Equity Shares of Rs. 10/- each	10,000,000	100,000
Total	10,000,000	100,000

1.1 Reconciliation of Shares outstanding at the end of the year

Particulars	Equity Shares	
	As on 31.03.19	As on 31.03.18
	No. of Shares	No. of Shares
Shares outstanding at the beginning of the year	-	-
Add: Shares Issued during the year	-	-
Less: Shares bought back during the year	-	-
Any other movement (please specify)	-	-
Shares outstanding at the end of the year	-	-

1.2 Details of Shareholders holding more than 5% shares

Name of Shareholder	Equity Shares			
	As on 31.03.19		As on 31.03.18	
	No. of Shares held	% of Holding	No. of Shares held	% of Holding
Swati Jain	300,000	30.00%	300,000	30.00%
Pradeep Jain	150,000	15.00%	150,000	15.00%
Rahul Chandalia	250,000	25.00%	250,000	25.00%
Saloni Chandalia	300,000	30.00%	300,000	30.00%
Total	1,000,000	100.00%	1,000,000	100.00%

2 : Reserves & Surplus

Surplus (Profit & Loss Account)	2018-19	2017-18
Balance brought forward from previous year	1,233,047	898,399
Add: Profit for the period	(143,687)	334,648
Closing Balance	1,089,361	1,233,047

3 : Trade Payables

	2018-19	2017-18
Ubbercool Gifting Solutions	1,081,000	-
Miscellaneous	1,000	-
Total	1,082,000	-

4 : Other Current Liabilities

	2018-19	2017-18
Duties & Taxes	34,800	-
Provision for Tax (Net)	-	6,296
Sundry Creditors for Expenses	75,000	35,400
Total	109,800	41,696



For WOL 3D INDIA PVT. LTD

[Signature]
DIRECTOR

For WOL 3D INDIA PVT. LTD

[Signature]
DIRECTOR

WOL 3D INDIA PRIVATE LIMITED
CIN : U74110MH1988PTC049454

(FORMERLY KNOWN AS PAREKH POLYSTER PRIVATE LIMITED)

Notes Forming Part of the Profit & Loss Accounts as at 31st March, 2019	Amount (Rs.)	
	2018-19	2017-18
11 : Revenue from Operations		
Sale of Products		-
Sale of Services	-	-
Net Sales		
	2018-19	2017-18
12 : Other Income		
Interest received	349,521	675,180
Service charges	15,922	
Net Sales	365,443	675,180
	2018-19	2017-18
13 : Change in Inventories		
Opening Stock of :		
Finished Goods	-	-
Less : Closing Stock of :		
Finished Goods	9,737,415	-
Total	(9,737,415)	-
	2018-19	2017-18
14 : Financial Costs		
Bank Charges	359	1,043
Total	359	1,043
	2018-19	2017-18
15 : Other Expenses		
Administrative & Other Expenses :		
Accounting Charges	30,000	
Electricity & Water Charges	9,497	214,258
General exp	12,708	13,565
Telephone , Postage & Telegram Expense		
Repairs & Maintainance	39,559	
ROC Charges	29,907	23,556
Travel exp		
Legal, Supervisory & Professional Fees & Taxes	357,100	
Total	478,771	251,379
	2018-19	2017-18
16 : Payment to Auditors		
A. Audit/Tax Audit Fees	30,000	35,400
B. Taxation Fees		-
C. Certification Fees		
Total	30,000	35,400



For WOL 3D INDIA PVT. LTD


DIRECTOR

For WOL 3D INDIA PVT. LTD


DIRECTOR

Notes Forming Part of the Profit & Loss Accounts as at 31st March, 2019	Amount (Rs.)	
	2018-19	2017-18
17 : Earning per Equity Share		
Earning per Equity Share		-
Particular		
Earning per Equity Share		
Basic		
Number Of shares Used in computing EPS		
Basic		#DIV/0!
Number Of shares For computing EPS		
	2018-19	2017-18
18 : Expenditure in Foreign currency		
a. Traveling exp		
	2018-19	2017-18
19 : Director Remmuration :		
Director Remmuration		
20 : Contigent Liabilities And Commitments		
21 : General Notes :-		
1. Previous year's figures have been regrouped / reclassified wherever necessary to correspond with the current year's classification / disclosure.		
2. Balance of Depositors, Creditors, Debtors and other parties are subject to confirmations.		
As per our Report of even date		
Hemadri Hareshkumar Pandya		
Chartered Accountants		
CA Hemadri Hareshkumar Pandya		
Propreitor		
Membership No. : 132420		
Date : 25/06/2019		
Place : Mumbai		
	For WOL3D INDIA PRIVATE LIMITED RAHUL CHANDALIA For WOL 3D INDIA PVT. LTD  Director DIRECTOR Din No. : 08384580	For WOL 3D INDIA PVT. LTD PRADEEP JAIN For WOL 3D INDIA PVT. LTD  Director DIRECTOR Din No. : 08384613



WOL 3D INDIA PRIVATE LIMITED
CIN : U74110MH1988PTC049454

(FORMERLY KNOWN AS PAREKH POLYSTER PRIVATE LIMITED)

Notes Forming Integral Part of the Balance Sheet as at 31st March, 2019		Amount (Rs.)
		2018-19
5 : Fixed Assets		2017-18
Software	54,000	
Total	54,000	-
6 : Inventories		2017-18
Closing		
Finished goods	9,737,415	
Total	9,737,415	-
7 : Trade Receivables		2017-18
Unsecured Considererd good		
Over six months		
Others		
Total	-	-
8 : Cash and cash Equivalents		2017-18
Cash In Hand	49,671	2,513
Balance with scheduled banks		
Bank Account	3,887	11,129
Total	53,558	13,642
9 : Short term loans and advances		2017-18
Deposit	300,000	
Loan & Advances-Other	300,000	11,240,000
Total	600,000	11,240,000
10 : Other Current assets		2017-18
MAT Credit Entitlement	21,101	21,101
Duties and taxes	1,815,087	
Total	1,836,188	21,101



For WOL 3D INDIA PVT. LTD

[Signature]
DIRECTOR

For WOL 3D INDIA PVT. LTD

[Signature]
DIRECTOR